



"The Marque"

This month:

President's Report
Secretary's Report
Treasury Report & By-Law Changes
TRminator Report
Tales of the Frankenstag
Events

April 2015

MVT Officers

President: Lorna Ball, 937-746-5189
Vice President: Dan Stinson, 937-259-8242
Secretary: Karen Sipos, 937-572-5817
Treasurer: Harry Mague, 937- 426-3802
Membership: Valerie Relue, 937-667-5227
Events: Bruce Clough, 937-376-9946

Please send comments/suggestions to:
news@miamivalleytriumphs.org
or to the P. O. Box.

Cutoff date for next month's Marque is the 20th.

Obligatory Disclaimer

"The Marque" is the official publication of the Miami Valley Triumphs Car Club, P. O. Box 144, Bellbrook, OH 45305. Views stated in the "Marque" are not necessarily those of the officers or members of the club. Technical data is provided for information only and no liability is assumed for suitability, applicability, or safety. Miami Valley Triumphs is a registered chapter of the Vintage Triumph Register and a local center of the Triumph Register of America. Membership is \$20 yearly and is usually paid in May. Non-renewing members are deleted from the mailing list. Meetings are held the first Wednesday of the month at **Logan's Roadhouse 2819 Centre Drive Beavercreek OH**, unless otherwise noted in the "Marque". General membership meetings are at 7:30 pm with informal dinner starting at 6:00 pm prior to the meeting. Anyone interested is most heartily invited to attend. Triumph car ownership is not required.

President's Report: ~ Lorna Ball

Good Evening everyone. Welcome to our annual Awards Banquet, looking back on the year 2014. I hope everyone enjoyed their meal. Always good food and we really like this location AND this room. Again, it is Lois who arranges all this for us and we appreciate it so much. Thank you, Lois.

It's usually about here in my annual speech where I reference those we have lost or those who have been ill. I am so happy to say that all our news is good. Mary Stinson went thru a serious illness earlier in the year and now is feeling great. And, the change we have seen in Jim Sipos throughout this year is a joy. We are so glad you are both doing so very well.

Our finances for 2014: We had a starting balance of \$3,024.90 with a year-end balance of \$3,450.84. With all the monies earned from both TRA and BCD, we were able to make two donations that make me very proud. We made a \$1,500 donation to the British Transportation Museum and a \$1,500 donation to the Good Neighbor House in Dayton. I learned something in 2014 about Treasurers. THEY HATE TO LET GO OF THE MONEY!!!! Not that they don't approve of the donation itself BUT I saw our Treasurer wince when the vote passed and I looked over at Harry, telling him to process the checks accordingly. I later pictured our Treasurer, sitting at his desk, hand shaking and writing out "one-thousand five hundred dollars.....". Thanks for processing those checks and letters for us Harry. The whole club should feel good about these two donations.

We did our usual great events throughout the year: road trips, tech sessions, getting stuck in the mud, dinners, shopping and numerous awards received at numerous car shows.

DID SOMEONE SAY CAR SHOWS?????? BCD was a huge success this past year. We made a lot of money, sold a lot of shirts and a lot of food and won a lot of awards. We had 259 registered cars.

TRA 2014! I personally had never been involved in such an undertaking. All those meetings, all those emails, all those contracts, all that ice, all that work. Two people led the way for us. First: Chuck White.....I can't begin to tell you all the things he oversaw. He gave so much thought to organization and details. I arranged and oversaw one picnic and

that was all I could handle. Periodically, I would say to Chuck, "You're doing such a great job, Chuck". His body language and the words out of his mouth were the same every time...."I just do what I am told". He did far more than that for sure. Thank you, Chuck, for everything. Second: Our headmaster, Mr. Bruce Clough. What a guy. He started the whole ball rolling. To say he did an outstanding job seems quite inadequate to me. I'm sure the rest of you feel the same way. Think about it. He answered ALL our questions and we had a LOT of questions! And, he always kept us going, always with his usual sense of humor and always in a positive manor. Did I already say, "What a guy"? Thank you Bruce!

Also, a special thanks goes to their wives Alice and Chris. They were in the thick of it, doing whatever was needed to make things run more smoothly. I certainly want to mention the TRA quilt made by five ladies. Everyone worked so hard. Chris, Alice, Carol, Karen and I proudly unveiled it at last year's banquet. We are also very proud the additional monies it brought to our profit margin.

And, thank you to EVERYone. We had so many volunteers, that at one point I remember people coming into the hospitality room wanting something to do. It's just a great example of so many working together and getting the job done. A special thanks goes to Harry, handling the finances and to Stan handling the registration.

TRA 2014!!!! Great job everyone.

The votes were taken at our March meeting and those elected officers for the coming two years are as follows: Dan Stinson: Vice President, Valerie Relue: Membership and Bruce Clough: Events. We would like to take this opportunity to thank Curtis Hayes for serving as Vice President. Thank you, Curtis.

And, now---the presentation of the club's annual awards:

Keep It On the Road: Chuck White
Press on Regardless: Stan Seto
Most Improved: Tim Moore

And, the final award of the night: Marque of Distinction. An outsider would look at this award and say, ".....he was the only one nominated." But, this club does not see it that way at all. The way we see it is, no one else could deserve it other than this man-this year. You are phenomenal. For all the work done with TRA, all the planning of

events and that wonderful sense of humor: the Marque of Distinction goes to Mr. Bruce Clough.

I want to personally say that I appreciate the support the club gives me. Enjoy the rest of your evening. Get home safe and God Bless.

Treasurer's Report:~ Harry Mague

Treasurer's Report: As of 1 March 2015, the club account had a balance of \$3139.60. For the month of February, the club had the following income: 50/50 income of \$14.00 and Regalia sales of \$32.00. Total income was \$46.00. The club had the following expenses: \$250.00 for gift cards for the award banquet, \$209.25 to the base hobby shop for awards, \$93.97 for banquet food, and \$1099.06 to Beavercreek Golf course for the banquet. Total expense was \$1652.28. Account balance as of 1 April 2015 is \$1533.32.

Purposed Changes to Miami Valley Triumphs By-Laws

Current: 7.4 Annual Budget

Before the March Awards Banquet, the Treasurer and the President shall prepare the annual budget showing in detail the upcoming fiscal year's anticipated income and expenditures as well as the income and expenditures of the last fiscal year. Unless directed by a membership meeting of MVT, the Officers shall not budget the expenditures to exceed the projected income. The budget shall be adopted by a majority of the members present at the April membership meeting.

Purposed: 7.4 Annual Budget

At the January MVT Membership meeting, the Treasurer and the President shall prepare **and present** the annual budget showing in detail the upcoming fiscal year's anticipated income and expenditures as well as the income and expenditures of the last fiscal year. Unless directed by a membership meeting of MVT, the Officers shall not budget the expenditures to exceed the projected income. The budget shall be adopted by a majority of the members present at the **February** membership meeting. **By passing the Annual Budget, it authorizes the Treasurer to allocate and pay those expenditures as outlined in the Annual Budget.**

Current:7.5.1 No member, officer, or representative of MVT shall have the authority to contract any obligation for MVT or expend any monies of MVT unless the contract or commitment has been authorized to incur the expense, liability, or expenditure by the President, Board, or general membership.

Purposed:7.5.1 No member, officer, or representative of MVT shall have the authority to contract any obligation for MVT or expend any monies of MVT unless the contract or commitment has been authorized to incur the expense, liability, or expenditure by the President, Board, general membership **or allocated by the passed Annual Budget.**

Secretary's Report: ~ Karen Sipos

Minutes Miami Valley Triumphs Meeting March 2015

The March 4, 2015 meeting of the Miami Valley Triumph Club met at Logan's Steak House in Beavercreek. The meeting was called to order by the President at 7:30pm with Hail to the Queen. There were 26 members present and no visitors or guests.

Officer Reports: President Lorna Ball reminded all that tonight is the election of new officers and awards for the year. Also that Chris Yanity and Mary Stinson will count the ballots.

VP: Curtis said he had no final words of wisdom from as he leaves office.

Secretary Report: Minutes were amended to reflect the omission of the Keep it on the Road award nominees of Bruce Clough, Church White and Harry Mague. Minutes passed as amended.

Treasurer Report: Balance of \$2139.

Membership: Valerie was no present due to the illness of her 94 year old father. We still have 37 members.

Events: Reminder by Bruce of upcoming events. The annual Banquet on March 14. Lois reported that all is well for the Country Club. Gathering will be at 6pm with dinner served at 6:30pm. Last call for RSVP. The 2nd annual Tec session at Stouts will be in Centerville on the 28th of March. TRA tour planning meeting will be Sunday Mar 8 at 3:30 at the Donut House in Springboro.

April 18th drive with the Southwest Ohio Tour will be open to many clubs – Porsche, Ferrari, Triumph, VW, etc. May events include the British

Transportation Museum Car Show at the Market and the Wine tour on May 30.

Committee Reports; Technical & Spares: John Clifford reported that there is 1980 TR7 for sale at Clayton Auto Sales for \$1900. Unfortunately he has no room at his home for it. Newsletter: Mike reported that Tim's article did not get into the Marque but it will be in next month. Regalia: Pete reported that he had stuff for sale to dress up your car for the Banquet. Some people took him up on the offer. BCD: Stan was not present (out of the country) so Lorna reported that a meeting would be coming up soon to start the next BCD for August 2015. She also reported that this would be the LAST year she and Ellis would chair the T-Shirt booth. Looking for a volunteer to do this job. As they step down someone please Step Up. Old Business: By Law change was printed in the Marque so the vote on the change will be at the May meeting.

New Business: Results of voting on Officers announced Dan Stinson as Vice President, Valerie Relue as Membership and Bruce Clough as Events Chair. Awards will be announce to the group at the Banquet. Since the Marque will come out after the Banquet the Awards are: Press on Regardless – Stan Seto; Most Improved – Tim Moore; Keep it on the Road – Chuck White; and Marque of Distinction – Bruce Clough.

Comments: It was announced that on the previous Friday Ted Allison retired for years of service to the Green County Library. Good job Ted. Also at the Neon movies they will be showing movie about the Senior Dayton slow pitch ball

The 50/50 was won by Tim Moore who donated it back to the club.

Meeting was moved to be adjourned by Bruce and seconded by Chuck. Meeting Adjourned at 8:10pm
Respectfully submitted by Secretary Karen Sipos.



I was looking through the tons of photographs I took during the restoration and found some of the little jobs...well they weren't that little I guess...that I did as part of bringing The TRminator back to life. One of the jobs was refurbishing the wiper motor.



I have to say that replacing those 3 little rubber grommets that hold the motor to the base was about the hardest thing I did on the car. I actually wasn't able to get them in without tearing the rubber a little with the tool I was using to push them through the hole in the base. It was like trying to put a nickel through a dime hole. One bit of trivia I learned was that the grease that was used to lubricate the mechanism was a lead

based lubricant. Probably why its no longer available.



I completely disassembled the wiper motor and cleaned out all that environmentally unsafe grease and replaced it with lithium based grease. I didn't use wheel bearing grease since it can get a bit thick when it's cold. I then bead blasted the housing and polished the cover that goes over the gear and arm. One thing you need to make note of is the position of the round cover that goes over the gear. It determines the parking position. After painting the motor housing satin black I read that the original color was hammered silver. Oh well, next time. I don't have any pictures of the motor before I put it in so this will have to do.



Another project was refurbishing the gauges. On the small gauges I used a small screwdriver to pry the little tabs on the bezels to loosen them up and I was able to turn the bezel to line up the tabs with the slots in the housing allowing me to remove the bezels. You can see the slots in the picture. You can also see two little corks that are next to the terminals. These corks will fall out once you remove the mechanism from the housing and can do so easily without you noticing....so watch them.



The large gauges were a different beast. I had to completely pry the tabs away since the rubber gasket that went between the bezel and the glass had hardened and was stuck to the bezel and glass. I also took the pic so I would remember how the terminal hardware went back on.





Thankfully the cold bear aided in the tedious cleaning process.



Once I had all the old gasket out I bead blasted the bezels and painted them satin black. I then blew out the gauges with compressed air...gently...and meticulously cleaned the glass and gauge faces and reassembled them with new gaskets I got from Nisonger.



That's enough for now. Ill throw something together for another Marque.



Cheers Mates

Tales of

The FrankenStag

April 2015 - Bruce Clough

March 15th. Above freezing, in fact warm enough to start the Triumphs up and move them around.

And they all started first try.

Amazing. They must think I've come for Caesar...

Okay – no invalids, so time to start the shell game. FrankenStag came off the lift and over to the far bay for upgrade. The Grey Ghost went up on the lift (I'll get to that OD trannie later...), and Inca went back under the lift. Neighbors must get a real kick watching all this.

But back to The FrankenStag.

“I Can See Clearly Now”: the continuing saga

I have played with the headlights on this car more than any other. What was a stock Stag system became a 4-headlight “blind them all due to the illegal H4 bulbs” system, which became a 2-light system when I put in extra cooling for that 4.3L V6, which became a 2-headlight, 2-Daytime Running Light system about 5 years ago that I upgraded to a Hella/Bosch lens system 2 years ago. But what I always wanted to do was go with higher tech/lower current draw than a Sylvania halogen bulb. What I wanted was an HID or LED system.

Okay, forget HIDs – that lens system needs to be designed for a different bulb orientation than the usual H4 – retrofits into existing H4 housings do not work well – they blind oncoming drivers and don't let you see the road well.. LEDs were either too expensive (5.75” sealed units for \$475 each) or not strong enough (about 150 lumens – an order of magnitude below what headlamps need), so I waited.

Last year I began to note that H4 LED bulbs with light output well above 1000 lumens started hitting the market. This was due to high output CREE LED

technology as well as integral heat sinks. Last month I noted a system on line that had a light output greater than a Halogen (H4) (2200 lumens versus 1650 high beam) at about a third of the current draw (2 amps versus a bit over 5 on high beam). \$89/pair including shipping from ebay seller. I bought a pair.



The bulb system comes with a bulb and a power convertor. This unit uses a small integral fan to keep the LEDs cool. Here is a stock picture of the whole system for one side:



I first trial fit this into the Hella headlight lens. As I expected the heat sink/fan assembly projected way out

the back, enough that it wouldn't fit in the headlight bucket.



LED headlamp bulb in Hella Stag Headlight Lens

I fixed that with a hacksaw.

Headlight bucket backs are way over-rated. I cut it out. I then had to mount the power electronics near to the lights – passenger side went on the front bulkhead while the driver's side went on the front valence next to the light. Finding a good mounting place was the hardest thing about this installation.



Driver's LED Power Converter Pop-riveted to back side of the front valence, driver's side. Evidently the paint here wasn't prepped good for that last respray....

Once I got the lights installed I fired them up. These things are pretty bright, brighter than the Sylvania Silver Stars they replaced. They also illuminate the lenses a bit differently than the old bulbs so I am going to have to check aim once I get the car back on the road – if you look at the car only the top half of the lens

is illuminated. Somebody already have the aim points laid out on their garage door?



Not the worlds greatest shot, but the LED lights do work and they are bright!

So I was thinking, while I'm at it I might as well replace those anemic front parking lights with something more powerful. What was in there was a set of 4-LED lights that I put in 6 years back that I've always wondered if I could have put in more powerful ones. No time like the present! Headed to superbrightleds.com and bought a set that are about 8 times the output.



New Front Parking Light LEDS (right) Versus Old (left)

What a difference!

Not to stop there, I pondered a question. What about Daytime Running Lights – those lights that make your car stand out in the daytime? Almost hit a guy last month in Xenia due to a black car against a black building, car in a shadow, no DRLs and my windshield being in the sun. Not that DRLs would have cured that,

but would have helped him to be seen by these aging eyes.

The DRLs would replace the Bosch fog lights. I settled on putting back in clear lenses and H4 LED lights. More on that later.

Electrics: The idea with DRLs is that they are on when the car is on. The Subarus actually have it set so they are on when the car is in a motion gear. I'm not that fancy, so I installed a relay in the White (ignition circuit) that gives power when the ignition is on. Power will also come from the White circuit since I am using LEDs and the current draw will not be that much (I hope). The concern here is more overloading wires and ignition switch since the White circuit is unfused in a Stag. This did mean I had to run another wire to the front of the car, which meant I had to run a wire within the passenger inner fender. This can be iffy some times since you are pushing a wire into a space you can not see or feel in. I was lucky – it went through without getting stuck! It also meant I had to undo some warnes covers and harnesses; however, I've done this sooo many times now it seems second hand. I retained the sockets and wires going to the buckets and found out that if I switched the buckets the wires were the right length for attaching to the new wire without splicing anything. Bonus!

Headlight lenses: The Bosch's would not work since they are amber and I want a white light. I found a set of new, clear H4 lenses in glass for \$30. They are the same make as the lenses Little British Car Co. sells - made in India and of decent quality. Or so I thought.... Got them and I had to modify the metal ring they sit in so the chrome-plated ring that holds the headlight in would fit. Grrrrr.



H4 LED Bulb For DRLs

LED H4 Bulbs: This got a bit tricky. Go to ebay and type in "H4 LED Bulb". Since I had just done that or the headlights I knew what I was in for. There are a gazillion. What I am going for is not something as bright as the headlight bulbs I had just bought, but something a bit less bright. What I found was

something bright, but supposedly less bright than a headlight bulb. Current measurements showed the each drew less than an amp, and they are about maybe half as bright as a headlamp. They had advertised that they worked high/low beam, but what this really was is that there was only one brightness setting for either input. Eh, what do you want for \$20....

Putting this together: Pretty easy really – once I realized I had to modify the lens mounting ring. More neutral ebay feedback. Both lights came on when the ignition is on. Houston, we have DRLs. Now I need a warm night to head out to the road and aim all these lights!



Dang, four clear lights - looks almost normal for the first time since 2006...

Air Filters

So, for the few years I've been running velocity stacks on the FrankenStag without any filters. You are right, I am taking a chance, and so far, nothing has really gone in there and I've never been in dusty/dirty environments – the throats of the carbs are still clean. But, there is always a first time, so I decided I was going to get a pair of K&N Filters for them.

A quick search on the Web showed Summit Racing stocked filters for Stromberg TR4s, and per pair it was \$30 less than Moss, so I ordered them...and found out that all TR4 Stromberg K&N Filters only fit the later, TR250 and TR6/7 carbs, not the TR4 ones. Back they went.

Okay, plan B – what other filters are out there? Not much for TR4 Strombergs – you can get the oval paper ones and that is about it. If you want something different you are out of luck.

Okay, so how's about a pair of filters that fit on over the ends of the stacks? Back out to the Web I found a pair from a VW parts store for \$23 that fit 2.75" stacks. The guy on the other end of the phone didn't even flinch when I said they were for a pair of TR4 Strombergs on a TR7 engine in a Stag. Probably gets a lot of those...

They fitted right over the stacks perfectly, so now I have some measure of protection for the engine and still have the stacks!



New Air Filters

Brakes


I've never had a decent parking brake – the brake can barely hold the car from moving on our driveway while it's in gear. I've tried roughing up the shoes and the drums and that didn't work. I took the drums to be turned and they told me they were so far out of round that's not possible.

Okay – buy new ones. Not so fast Bruce – since the Stag was never really a popular car in the States all the Stag parts folks, sans one, are no longer in business, and the one never replied to my inquiries about new (or even decent used) drums. You can get used brake sets on ebay for \$120-ish, but who knows how good they are. Rimmer Brothers (UK) carries them, but they were on backorder. Finally came to realize that I need new ones and I went ahead and back-ordered rear brake drums, shoes and cylinders from Rimmers in June of 2014.

Didn't hear anything until a box showed up in December, the brake parts all included. Virginia, there is a Santa! There they sat while outside the cold winds blew. Once March arrived I decided to take an afternoon to put them on.

Now, I've done this several times. The first time it was a cussing contest since the Stag Workshop Manual

isn't much help in the exact process of getting all the springs and self adjusters back together – it kinda says assembly is the reverse of dismantling. Okay, it technically is, but as with most things, there is an art to it. The second time it worked a bit better. This time it was actually easy.



Behind that leading shoe on the driver's side lies the self adjuster that can give you conniptions - patience is the key



Instruction sheet that came with the drums that shows how to install a disc brake rotor – huh???

Probably the hardest part of putting the rear brakes back together is installing the clip that holds on the new cylinders. This thing is damn-near impossible to assemble unless the backing plate is off the car due to angles and the hydraulic plumbing being in the way. Solved the issue. Filed down the dog ears on the outside clips so the clip is close to slipping over the cylinder without force. Bingo, that was it – managed to clip it into place without the neighbors wondering what

all the commotion is about and why I am talking about male offsprings of female dogs <smile>.

Oh, we now have a real, working parking brake!

Spin-On Oil Filter Adaptor

Hold on to your seats – we still had a canister-style oil filter on The FrankenStag – yes, archaic, but functional. Moss has spin-on adaptors, so I bought one. Moss's are a bit different from the ones I have bought from Vicky British before with an inner and outer part. I had to laugh when I read these instructions without a corresponding diagram to point out what part of each piece they were talking about:

“To ensure the that the inner O ring is seated correctly slide the Spin On Outer over the Spin On Inner so that the outer face seal face is in line with the inner flange face. The Spin On Outer will then sit back from the Filter Head sealing face when locating the Spin On Outer...”

Fortunately it's somewhat intuitively obvious is you are looking at the part on how it goes together.

So, with any luck, The FrankenStag is ready for summer driving!

MVT Events Calendar as of April 2015

Warm Weather Is kinda Here Again! Time to get the cars out of hibernation!

That;s right – unless you are under a large rock you would have noticed the sun is out and the flowers coming up. You’ve also have noticed (hopefully) that we have sprung-forward an hour. These are all signs Spring is at hand, so start getting your cars out!

Some Notes From Your Events Chair

Added some Indiana Triumph Events this month (thanks John) to our schedule. Also received and email from Caesar’s Creek Vineyards about using their place in another event – might do that later in June or after BCD.

March Recap

14 – MVT Awards Banquet – hat’s off to Lois – another great banquet at the Beavercreek Country Club, complete with music! We willed the room with MVT’ers, told tall Triumph stories, lined up for food, sat mesmerized during our President’s speech, congratulated the new officers and yearly awards winners, then talked past my bedtime! Thanks to all who came out and supported this! Since Pictures speak louder than words...



In line for chow – Scott talking Lois into coming over for the Tech Session – More chow line



Trophies anyone? - Chucks' bouquet - Duncan at the bar ignoring his parents and watching BBall Tournament



Roy enjoying his libation – The Prez waxing eloquently – A photo only my Facebook Friends would enjoy

Okay, so some pictures speak loudly and others just whimper in the corner... Winners? We had a lot of them!



Keep It On The Road – The Whites

Press On Regardless – The Stans


Most Improved – The Moores

...and I am humbled to be given the Marque of Distinction this year – thanks MVT!

So you know what this means? The Spring Tech Session is just around the corner!

Spring Tech Session?

Yes, Scott treated us to a catered tech session and their place. All we had to do is install the electrics for his overdrive. What a deal – omelets for electrons! March 28th dawned cold – about 20F to be exact, but with a space heater, coffee, and custom made omelets we made do. John Coutant and myself launched into wiring up the overdrive while the rest of the crew watched and discussed other technical things (you really could only get two people in there at any time to work on this). What a great time – I think we had at least ten folks there - now hoping the hydraulics work...



MVT Working Hard at The Tech Session



MVT Not Working Quite As Hard, But Having A Good Time At The Tech Session – Note That Scott Has A Formal Garage....

April

1 – MVT Monthly Meeting – (perfect, April Fool’s Day!) Logan’s Roadhouse, Fairfield Mall (Beavercreek) location (off N Fairfield Rd in front of the Best Buy). Meeting starts at 7:30PM, but if you’d like to join us for dinner at 6:30PM that would be fantastic! We are in the separate meeting area behind the bar to the left as you come in.

18 – “One Day” Spring Tour –We are part of the of the ThinkSpring Driving Tour 2015. This is a SW Ohio-based tour for classic cars - some words from the organizer:


Here in the Ohio Valley, the frosty grip of winter is keeping many of us in the garage preparing our favorite wheeled friend for better (read: warmer) days ahead this spring. The Spring Equinox is a mere 2 months away, and the annual Motoring In Focus Classic Driving Tour of Southwest Ohio is less than 90 days down the road!

Mark your calendars for Saturday, April 18, 2015!

Previous entry lists reveal a mélange of marques drive with us each year: Alfa, Austin Healey, Bentley, BMW, Corvette, Datsun, Dino, Ferrari, Fiat, Jaguar, Mercedes-Benz, MG, Miata, Mini Cooper, Morgan, Mustang, Porsche, Saab, Triumph, Volvo, VW and the occasional grocery-getter have attended so far. Bring your classic, invite your friends and get on the path to playing with cars; all car clubs and enthusiasts are welcome to join and enjoy the drive. Bring your Go Pro and capture the highlights of your Classic Driving adventure.

The route is continuously and rigorously tested for characteristics that explore many features of your car while providing exemplary scenery and an overall lack of traffic. Entrants will be dispatched in small groups to avoid traffic congestion and allow everyone to safely enjoy the performance of their machine; if you are interested in leading a group of cars, please send a message via the comment box below so we can get you acclimated.

See you on the road, in a Classic!



I sent a .pdf file out with the registration information in it. So far several MVT members have signed up. Looks like a great time and in the Lucas tradition, they get you home before dark! If you need the registration instructions resent let me know. Plan to spend the day in your classic!

May

6 – MVT Monthly Meeting – Logan’s Roadhouse, Fairfield Mall (Beavercreek) location (off N Fairfield Rd in front of the Best Buy). Meeting starts at 7:30PM, but if you’d like to join us for dinner at 6:30PM that would be fantastic! We are in the separate meeting area behind the bar to the left as you come in.

23 – British Museum Car Show (Registration Form at end of Event’s Calendar) – The British Transportation Museum in Dayton, Ohio will hold its 12th annual British Car Meet on Saturday May 23, 2015. The Location will be the same as last year with the Meet at the South side of the building at 32 Webster Street, home of “TOP of the Market Banquet and Event Center” in downtown Dayton. The Meet runs from 9AM to 3PM. Car registration is \$15 in before May 15th and \$18 day of the show. Registration will be limited to the first 100 cars. For more information, visit the museum web site at: <http://www.britishtransportationmuseum.org/> or contact Harry Mague, Event Coordinator at 937-232-9310 or Pete Stroble, Museum President at 937-429-0871. Hope to see some of your cars at our show.

30 – Northern Wine Tour – hosted by your vintners Tim Moore and John Clifford. Details TBD.

June

3 – MVT Monthly Meeting – Logan’s Roadhouse, Fairfield Mall (Beavercreek) location (off N Fairfield Rd in front of the Best Buy). Meeting starts at 7:30PM, but if you’d like to join us for dinner at 6:30PM that would be fantastic! We are in the separate meeting area behind the bar to the left as you come in.

6 – Pre TRA Tech Session – Get your cars ready for the drive, or just stand around and eat donuts and kick tires! Location TBD

Week Of June 14 – TRA Tour & TRA (Information Poster at end of Event’s Calendar) – your tour guide Bruce will lead you on a wonderful, multi-day trip to and back from TRA 2015, stopping at unique points along the way to take in all the sights. For details on the meet head to www.triumphregister.com, for more details on the tour – read this Marque section next month!

July

1 – MVT Monthly Meeting – Logan’s Roadhouse, Fairfield Mall (Beavercreek) location (off N Fairfield Rd in front of the Best Buy). Meeting starts at 7:30PM, but if you’d like to join us for dinner at 6:30PM that would be fantastic! We are in the separate meeting area behind the bar to the left as you come in.

11 - Indiana British Car Union Presents - The Annual London to Brighton Run - Saturday, July 11, 2015, On November 14, 1896, the first London to Brighton Run was held in England to celebrate raising the speed limit from 4 to 14 mph. The IBCU celebrates the 119th anniversary of this event with another rally/tour across Indiana for all British Cars. This year we would like to offer another option to the event. Upon completion of the drive, we will have dinner at (Ainsley's Cafe) followed by awards. Then you can choose to head back home, or join several others on a drive to stay overnight at the Holiday Inn Express Fairfield (location and reservations: <http://goo.gl/sZ4aVo>) and view the Cincinnati British Car Day on Sunday July 12, 2015. If you wish to register for this event, you may do so here: <http://goo.gl/mcvqoz> . Here are the details about the cafe below, and a map here: <http://goo.gl/QMGQmm> Ainsley's Café, Harbor Links At Sagamore Resort, 15179 Old State road 101, Liberty, IN 47353

12 – Cincinnati BCD (See Information Poster at end of Event’s Calendar) – We plan to show up in force, details TBD

18 – Pool Party & Tour – Details TBD

31 – Dayton British Car Day Set-up @ Eastwood Metro Park – 6PM

August

1 – Dayton British Car Day – if you’ve been around, you know the ropes. If not, just plan to be at Eastwood Metro Park at 9AM, period. Hundreds of British Cars – hundreds, all brought to Dayton by the MG Car Club and Us. More details TBD!

5 – MVT Monthly Meeting – Logan’s Roadhouse, Fairfield Mall (Beavercreek) location (off N Fairfield Rd in front of the Best Buy). Meeting starts at 7:30PM, but if you’d like to join us for dinner at 6:30PM that would be fantastic! We are in the separate meeting area behind the bar to the left as you come in.

6-8 – TRF SUMMER PARTY 2015— Theme This Year Will Be “Alpine Rallye”

8 - Indiana British Car Union Presents the 27th Annual Indy British Motor Days - Saturday, August 8th, 2015. You and your British Motorcar or Motorcycle are again invited to join us for the 27th annual Indy British Motor Days. This year’s celebration of British Automobiles will highlight Mini as its featured marque. Awards include Best of Show, Best in Class, Excellence in Class, and specialty trophies. Classes are by Marque and Model, with 4 pre-registered cars needed to create a voting class. Additional classes include Masters (winners from last year's show), Featured Marque, and Motorcycles. We will return again to Lions Park in Zionsville, just one block from downtown. Click here for a link to Google maps: <https://goo.gl/maps/IVRqp>. Your family will enjoy browsing the galleries, antique shops, specialty stores and the farmers market. Lunch will be available on-site, but there are also a variety of restaurants on Main Street offering breakfast & lunch. For more information on Zionsville, visit the Chamber of Commerce website at www.ZionsvilleChamber.org.

Week of August 9 – VTR National Convention (Information Poster at end of Events Calendar) –

28-30 – Michigan Tour – Heading north in search of good roads, great places to visit, and fun! Jim and Karen have added this detail and a request:

Hi all MVT members,

Karen and I have been privileged with the task of planning the Southwest Michigan tour coming up in August. It will be a three day tour because of the distance. The dates are August 28, 29, &30. If you know anything about Karen, you know she is a quilter above nearly all else and both she and I have been known to tip a wine glass from time to time so this tour is going to be a “Quilt and Wine” tour. We will start out on a nice leisurely drive to Shipshewana, Indiana for the major quilt stop of the tour. Then on to the wineries for the rest of the tour. There are twelve wineries in the area, some of which have won some prestigious awards. Unfortunately we will not be able to visit all twelve but that will give you something to do on your own sometime or perhaps we can do another tour another year. We will have a couple of fun meals at special restaurants along the way. We are going to try to stay away from chains as much as we can. What we need now is an idea of how many people are interested in this tour so we can arrange for our overnight stops. If you are interested please reply as soon as you can.

September

4 – MVT Monthly Meeting – Logan’s Roadhouse, Fairfield Mall (Beavercreek) location (off N Fairfield Rd in front of the Best Buy). Meeting starts at 7:30PM, but if you’d like to join us for dinner at 6:30PM that would be fantastic! We are in the separate meeting area behind the bar to the left as you come in.

19 – Metamora Run – it’s been a few years since we headed to Metamora (IN) to check out the scene. Time to head there again! Maybe we’ll go to Oldenburg, probably not to Batesville!

October

7 – MVT Monthly Meeting – Logan’s Roadhouse, Fairfield Mall (Beavercreek) location (off N Fairfield Rd in front of the Best Buy). Meeting starts at 7:30PM, but if you’d like to join us for dinner at 6:30PM that would be fantastic! We are in the separate meeting area behind the bar to the left as you come in.

9-11 – Fall Tour (Marietta – SE Ohio) – Heading to the Marque’s Editor’s part of Ohio, or at least a part he knows well! Details TBD

November

4 – MVT Monthly Meeting – Logan’s Roadhouse, Fairfield Mall (Beavercreek) location (off N Fairfield Rd in front of the Best Buy). Meeting starts at 7:30PM, but if you’d like to join us for dinner at 6:30PM that would be fantastic! We are in the separate meeting area behind the bar to the left as you come in.

7 – Last Tech Session – More coffee & donuts – details TBD

December

5 – Holiday Soiree – You can never get your brown-bags done too soon. Details TBD.

19 (or 20) – Holiday Dinner Out – Location and details TBD. The Greene was nice this year – what other places exist?

British Car Meet at the Market - May 23, 2015

REGISTRATION FORM

Show held Rain or Shine

Name: _____
Address: _____
City: _____ State: _____ Zip: _____
Phone Number: _____ email: _____
Club Affiliation: _____
Car Make _____ Model _____ Year _____

Pre-registration: \$15.00 _____
Late Registration (after May 15): \$18.00 _____
Museum Membership: \$30.00 (Not required) _____
Discount for Museum Members: -\$5.00 _____
Vendor Registration: \$10.00 _____
Total Fees Enclosed _____

Make check payable to and Mail to:

British Transportation Museum
4044 Meridell Drive
Beavercreek, Ohio 45430-2000

PLEASE READ AND SIGN

Neither I, nor my heirs, will hold the Society for the Preservation of British Transportation in America, Inc., The British Transportation Museum, "TOP of the Market Banquet and Event Center" or any sponsors or persons associated with this event, liable for any personal injuries or any damages done to me or by me, my party or my car, while engaged in this event or while traveling to or from this event.

Signed: _____
Date: _____


The British Transportation Museum will hold its 12th annual British Car Meet on Saturday May 23, 2015. The Location will be the same as last year with the Meet at the South side of the building at 32 Webster Street, home of "TOP of the Market Banquet and Event Center" in downtown Dayton. The Meet runs from 9AM to 3PM. Car registration is \$15 in advance and \$18 day of the show. If you're a member of the museum, show registration is discounted \$5.00. Registration will be limited to the first 100 cars. Spectators are welcome free of charge. For more information, contact Harry Mague, 937-232-9310 or Pete Stroble, 937-429-0871 or email the Museum at (britcarmuseum@aol.com). Check us out at: <http://www.britishtransportationmuseum.org/>



Directions to the Car Show:

From State Route 35
Take Keowee Street Exit
Turn North onto Keowee Street
Turn Left onto 3rd Street
Turn Right onto Webster Street
Car Show is on the Right
Webster Street Market
32 Webster Street
Dayton, Ohio 45402

TRA 2015 National Meet In Solomon's Island, Maryland



June 16-19, 2015

Note: Banquet is Friday June 19

THE MEET:

Come join us in Chesapeake Bay Crab Country for the 2015 TRIUMPH REGISTER of AMERICA NATIONAL MEET. Where Time (historical events), Tides (drives along the Potomac River, Patuxent River & Chesapeake Bay) and traditional Triumph events meet: Welcome Picnic, Fun Rally, Poker Run, Ladies Tour, Self Guided Tours, Early Morning Run, Tech Sessions, Auction, and of course the Concours/Participants Choice Car show and Awards Banquet.

MOST IMPORTANTLY MEETING OLD & NEW FRIENDS!

THE HOTEL:

The Holiday Inn Conference Center and Marina is located on Back Creek/Solomons Harbor. The hotel has 276 rooms and 50 suites, many with scenic views of the water. The spacious patio, pool and outside bar are located within the semicircular layout of the hotel. It's a great scenic gathering area to spend time with friends. Issac's is the onsite restaurant with a water view. It is a wonderful venue for relaxing and touring the area. The parking lot is huge so there will be plenty of room for trailers, tow vehicles, and your LBC.

The Mason Dixon TRA Committee welcomes all our Triumph friends to Solomons!

LOCATION:

Holiday Inn Conference Center and Marina
155 Holiday Drive
Solomons, Maryland 20688

HOTEL RESERVATIONS: Are open now, so don't wait!!

Please call the hotel directly at (410) 326-6311

Group Code: "TR0" (zero) i.e. TR with a zero

Group Rate: \$124.00 plus taxes

Group Rate in effect: June 14-20, 2015 Website:

www.holidayinn.com/Solomons

QUESTIONS:

Email: jctriumph@yahoo.com

Phone: Jack & Carol Schmelyun 410-768-8913

OR

Email: jrosenii@yahoo.com

Phone: Joel & Gloria (410) 775-7937

The Meet Registration form will be mailed in the TRA Newsletter and available at www.triumphregister.com shortly.



CINCINNATI BRITISH CAR DAY JULY 12, 2015

-
- DOOR PRIZES
 - COFFEE/DONUTS
 - FOOD/DRINKS
 - SPLIT THE POT
 - ICE CREAM
 - DJ MUSIC
 - VENDORS
 - OVER 100 AWARDS
-

FEATURING THE MGB-GT & TRIUMPH GT 6



**HARBIN PARK
1800 HUNTER ROAD
FAIRFIELD, OHIO
9:00 A.M. - 4:00 P.M.
AWARDS AT 3:00 P.M.**

**FOR MORE INFO, FIND US AT
WWW.BCCGC.COM**

**CALL: DON FALES 513-410-3897
513-385-4571
BOB MEYER 513-856-9062**





Triumphs in the Heartland



VTR 2015 - Fontana, WI

August 11-15, 2015

Celebrating Fifty Years of the
Spitfire Mark II and the TR4A

Hosted by the
Illinois Sports Owners Association



2015vtr.com